


Transit For Transplants




I am so excited you're here.

how to ride the bus

- * get the app called Transit
 - * futz w/ the settings, like
 - * walking speed,
 - * and if you want biking as an option.
 - * plan your trip
 - you can also use metrotransit.org's trip planner
- (important!)
- * plan your return trip!

get acquainted with
the transit stops
in your neighborhood





go on a walk
and look at em
as a treat

and also as practice

recruit a friend to go on
a field trip with you!

is this the cutest
date idea of all time?

sources say: yes



okay so you're almost
ready to ride the bus

but actually we gotta cover
some practical issues first

Situational awareness

- I recommend against headphones at first
- Consider a self-defense training class
- It's almost always possible to de-escalate and walk away. Go to the next nearest stop. This is why you acquainted yourself with the stops in your area!

ok so you're almost
ready to ride the bus

but actually we gotta cover
some practical issues first

wear shoes you could
walk a mile in

check the weather

dress like you might
be standing outside
for up to 30 minutes.

yes even if the bus runs
every 10 minutes

charge your phone

hat, scarf, & gloves,
october thru april.

sunscreen apr-oct

\$2/ride

because those cowards at the legislature refuse to fully subsidize the cost of transit, we have to pay to ride. it's ridiculous. anyway this is how to do it

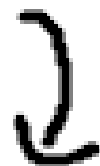
cash or Metro Transit



coins or
dollar bills

no change given

app



might have to
show your phone
to a cop :(

when you're ready,
metrotransit.org for a
rechargeable card

if you're broke look up
the TAP program

\$2/ride

transfers for transplants

when you paid your fare
you automatically got a
"Transfer". that means you
can keep riding any bus,
train*, whatever, for 2
hours, without paying
anything else.

the expire time is on the
paper slip you got when you
paid cash, shown on the
app, or visible on the screen
when you scan your card.

*northstar costs more.

when is the bus gonna get here???

some stuff to do
while you're
waiting

- * practice your favorite breathing technique
- * read every sign in eyeshot
- * find the heat lamp button
(on letter and color lines)
- * listen to announcements at train stations
- * press the talking schedule button
on letter lines
- * check the bus location on Transit
- * contemplate the bus map and schedule

im going to get on
the bus now !

check the

1	2
3	4

and

A	B
C	D



as it pulls up, make eye
contact with the driver to
indicate you wanna ride.

if in doubt: ASK!



hey does this bus go
to north memorial?

yep!



on the bus

sublime

people-watching

situational awareness

bus drivers can help with:

directions

safety concerns

general Q&A

your fellow
passengers
can help too

wearing a mask is normal

getting panhandled is also normal

the text for safety number is:

612-900-0411

observe the city go by.

watch your little bus icon on
Transit. it sends you a notif
when your stop is coming up.

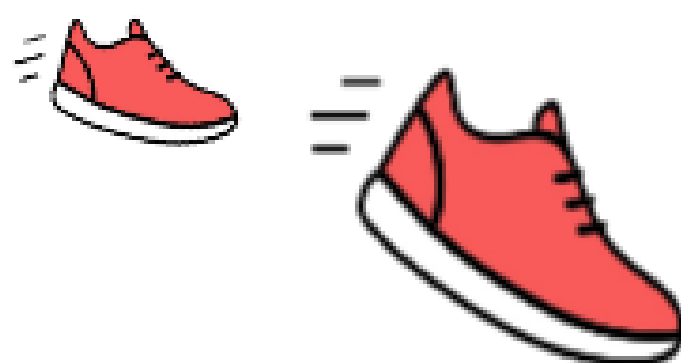
pull the cord or push the
button when your stop is next.

the little 'stop requested' ding sound only happens
the first time the cord is pulled for the stop.



exit through the back door,
push on it if it's not open yet.

keep walking purposefully!
you have a place to go and
a time to be at the place.



now you have something
cool to talk about with the
people you meet up with.

rad

minneapolis, mn

april 2025

you have arrived at
your destination.

SACREDBODY. CHURCH

a church of the sacred body production